

# FUMEX

# AFS



## Exhaust fume rail for worksites with moving vehicles.

AFS is a functional solution for sites requiring exhaust extraction for moving vehicles, such as car testing and vehicle workshops.

The load-bearing aluminium profile is well-constructed, with an integrated guide rail. The ceiling hose in EPDM, running horizontally, is available in dimensions 100, 125 and 160 mm. A crush proof vertical hose in EPDM, supported by a balancing block, is available in dimensions 100, 125 and 150 mm and supplied in 5m length as standard.

The rail is also available with a 90° bend, R = 2000 mm.

It can be mounted to the ceiling or wall with adjustable brackets.

The rail can be equipped with automatic solutions, such as for automatic nozzle disconnection or to start and stop a fan.

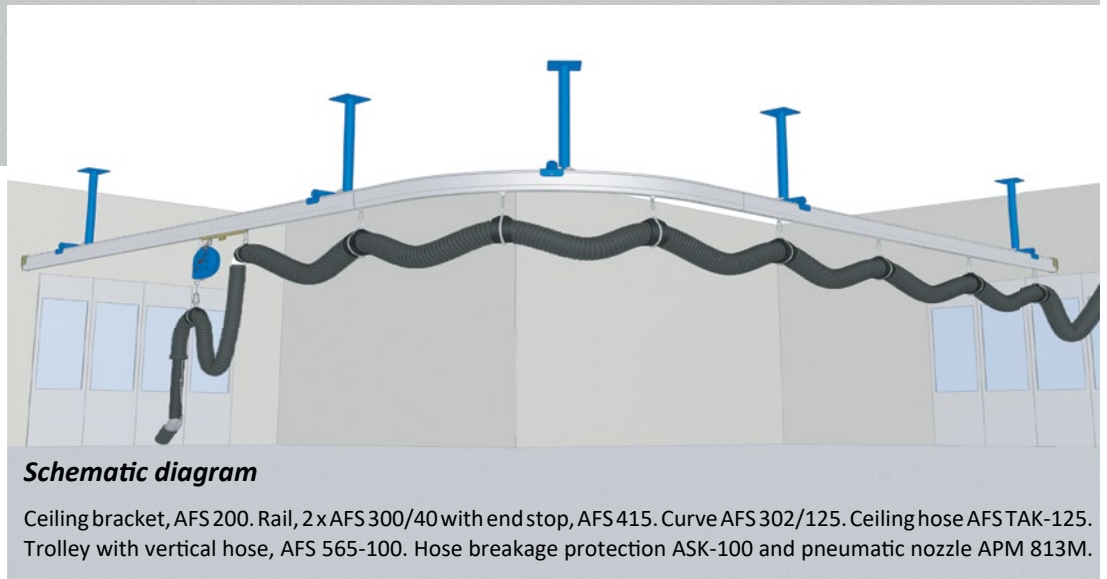
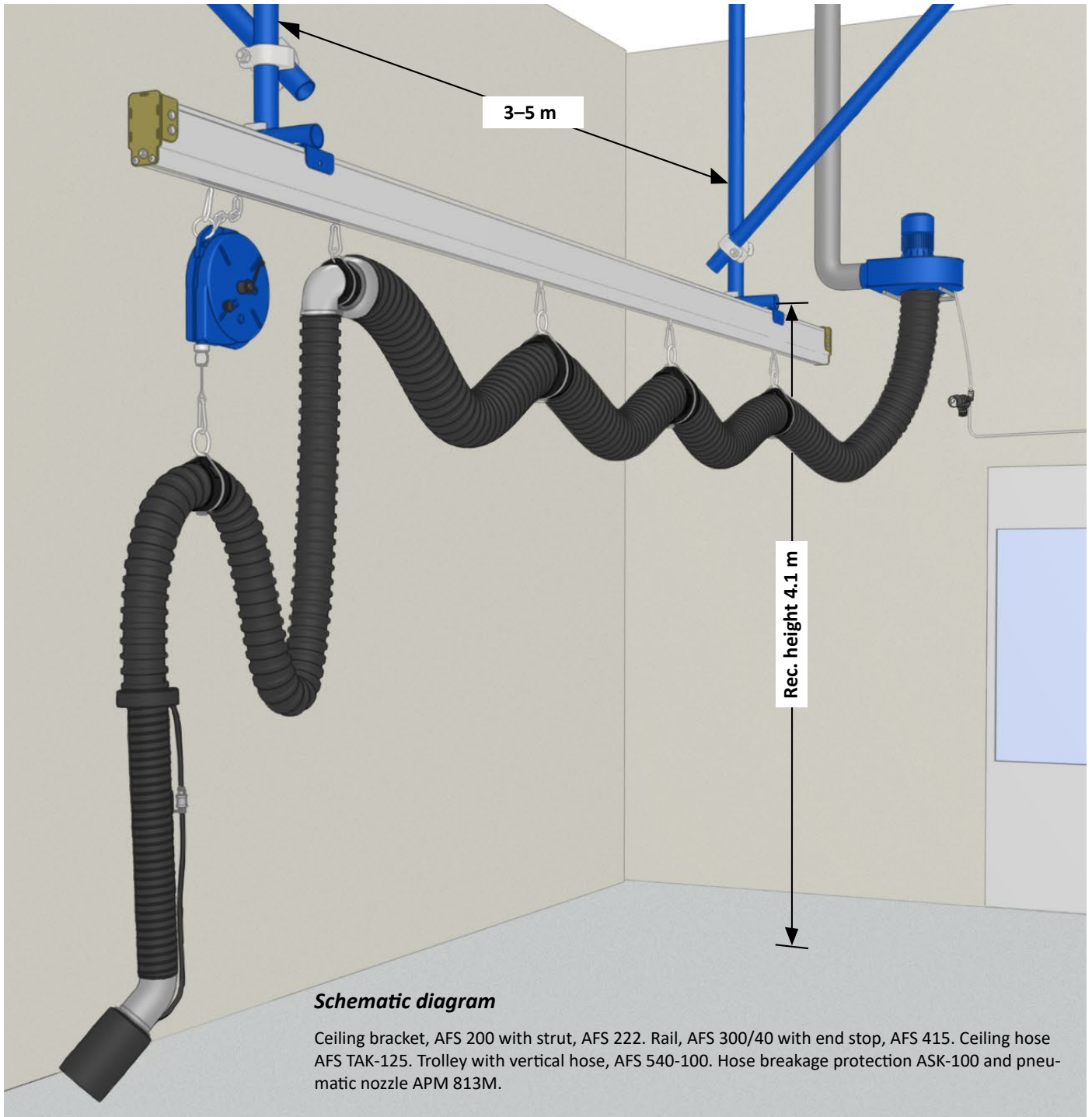
For automatic trolley return to the starting position, the rail slants by 2%.

AFS connects to a separate fan or to a central exhaust extraction system.



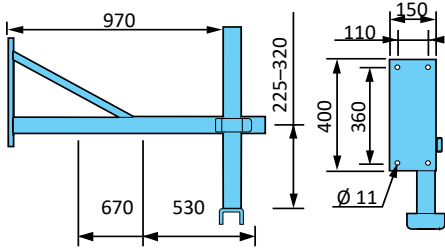
*The Fumex range also includes fans, accessories and control devices suitable for exhaust extractors*

**EXHAUST EXTRACTOR**  
**Pure advantage**



# FUMEX AFS

## Ceiling bracket, wall bracket and strut

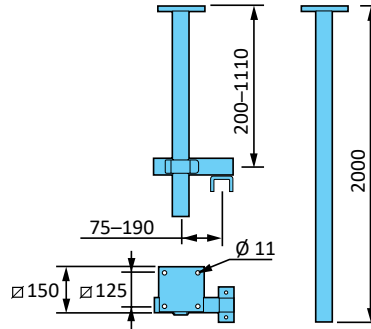


### Wall bracket, adjustable

Powder coated steel. Max length 1.0 m. The bracket sections are joined using Layher connectors.

Weight: 12.3 kg

Wall bracket		
Item No.	Description	Length
AFS 210	Adjustable wall bracket	max 1000 mm

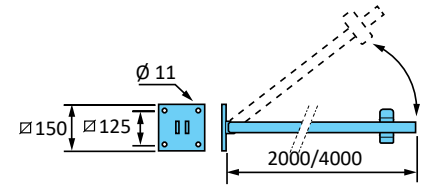


### Ceiling bracket, adjustable

Powder coated steel. Adjustable length, 140–2000 mm. The bracket sections are joined using Layher connectors.

Weight: 1000 mm – 7.6 kg, 2000 mm – 10 kg

Ceiling bracket		
Item No.	Description	Length
AFS 200	Adjust. ceiling bracket	max 1000 mm
AFS 205	Adjust. ceiling bracket	max 2000 mm

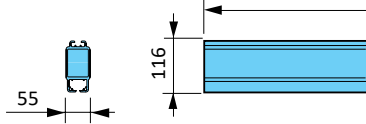


### Strut, ceiling or wall fixing

Powder coated steel. Length 2 or 4m. Turnable Layher connectors.

Weight: 2000 mm – 7.3 kg, 4000 mm – 13.4 kg

Strut		
Item No.	Description	L
AS 222	Strut pipe with plate	2000 mm
AS 224	Strut pipe with plate	4000 mm

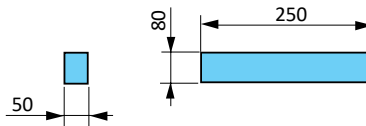


### Profile rails

Made from anodised aluminium, with integrated guide rails for easy fitting of trolleys and brackets. Available in metre intervals up to 6 metres.

Weight: 2.7 kg/m

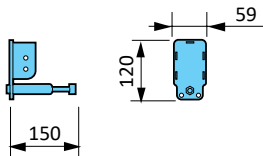
Rails		
Item No.	Description	L
AFS 300/10	Aluminium profile rail	1 m
AFS 300/20	Aluminium profile rail	2 m
AFS 300/30	Aluminium profile rail	3 m
AFS 300/40	Aluminium profile rail	4 m
AFS 300/50	Aluminium profile rail	5 m
AFS 300/60	Aluminium profile rail	6 m



### Joint

Made from electrogalvanised steel plate. Used for rail joints longer than 6 m.

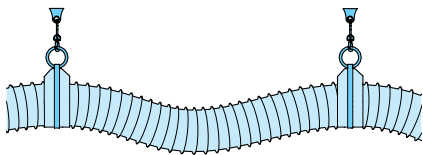
Joint	
Item No.	Description
AFS 305	Joint section



### End stop

Made from electrogalvanised steel. The end stop consists of a gas damper to capture the trolley in automatic disconnection.

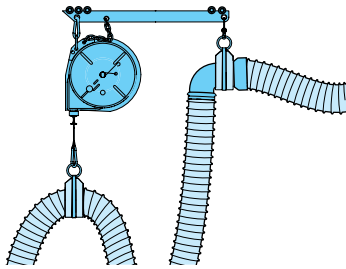
End stop	
Item No.	Description
AFS 415	End stop with gas damper



### Ceiling hose

Ceiling hose made from EPDM/polyester with ball-bearing runner wheel for horizontal fitting to the same length as the AFS rail. Available in dimensions 100, 125 and 160 mm.

Rails	
Item No.	Description
AFS TAK-100	Ceiling hose $\varnothing$ 100 mm
AFS TAK-125	Ceiling hose $\varnothing$ 125 mm
AFS TAK-160	Ceiling hose $\varnothing$ 160 mm



### Trolley, complete with vertical hose

Trolley, made from electrogalvanised steel plate with ball-bearing wheel. Standard hose in EPDM/polyester, 5 m length in dimensions 100, 125 and 150 mm.

**AFS 540** for manual nozzle disconnection with balancing block.

**AFS 550** for automatic nozzle disconnection with inversely progressive balancing block.

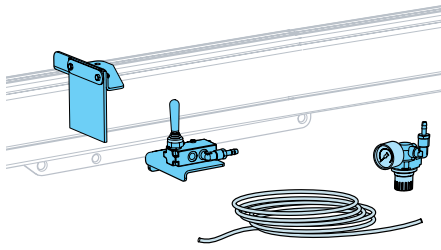
Trolley	
Item No.	Description
AFS 540-100	$\varnothing$ 100 mm
AFS 540-125	$\varnothing$ 125 mm
AFS 540-150	$\varnothing$ 150 mm
AFS 550-100	$\varnothing$ 100 mm
AFS 550-125	$\varnothing$ 125 mm
AFS 550-150	$\varnothing$ 150 mm



### Hose breakage protection

Shock-resistant, manufactured in EPDM rubber with stainless steel reinforcing rings. Protects the hose against heavy loads without the hose, nozzle or vehicle being damaged.

Hose breakage protection		
Item No.	Description	Dim
ASK -100	Hose breakage protection	$\varnothing$ 100 mm
ASK -125	Hose breakage protection	$\varnothing$ 125 mm
ASK -150	Hose breakage protection	$\varnothing$ 150 mm



**Compressed air unit**

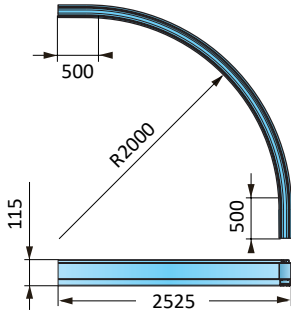
Compressed air unit for use with pneumatic nozzle. Nozzle not included, see leaflet Nozzles.

**AFS 830M**, for manual disconnection, contains compressed air hose and pressure regulator 0.8 Bar.

**AFS 830A**, for automatic disconnection, contains compressed air hose, pressure regulator 0.8 Bar, lever valve and limit warning.

**Compressed air unit**

Item No.	Description
AFS 830M	Compressed air unit max 30 m, manual
AFS 830A	Compressed air unit max 30 m, automatic



**Curve**

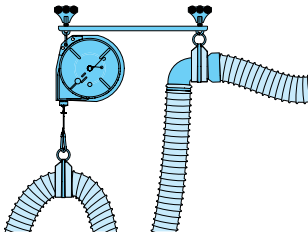
Curve 90° suitable for AFS rails, R = 2000 mm.

Anodised aluminium.

Supplied complete with ceiling hose and ball-bearing runner wheel.

**Curves**

Item No.	Description	R
AFS 302-100	Bend 90° for ø 100 mm	2000
AFS 302-125	Bend 90° for ø 125 mm	2000
AFS 302-160	Bend 90° for ø 160 mm	2000



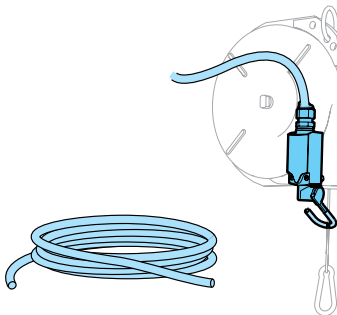
**Trolley for curve, with vertical hose**

Trolley with articulated wheel designed for 90° curve, made from electrogalvanised steel plate with ball-bearing wheel. Standard hose length 5 m, in dimensions 100, 125 and 150 mm.

**AFS 565** for manual nozzle disconnection with balancing block.

**Trolley**

Item No.	Description	L
AFS 565-100	Trolley for 90° curve ø 100	5 m
AFS 565-125	Trolley for 90° curve ø 125	5 m
AFS 565-150	Trolley for 90° curve ø 150	5 m



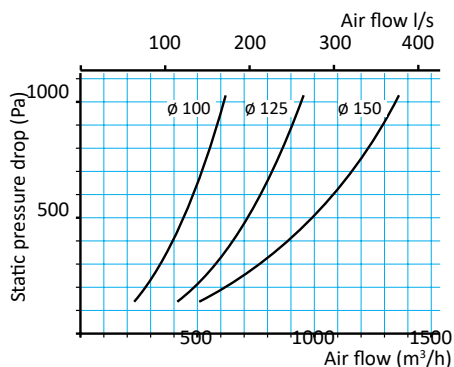
**Switch for balancing block**

1 pole limit switch fitted to the balancing block. Used to control fans and automatic dampers. When the vertical hose is pulled down, the switch opens; and stops when the vertical hose is fully extended. The switch also has an electrical cable which is connected together with the trolleys on the profile rail. Fans and fan controls are available in leaflets Fans and Control Units.

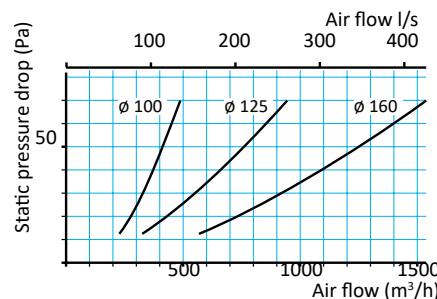
**Switch**

Item No.	Description
AFS 955-A	For trolleys AFS 540 and AFS 565
AFS 955-R	For trolley AFS 550
AFSK	Electrical cable 2 x 0.75 mm <sup>2</sup> rubberised

**Pressure drop**



Pressure drop over trolley with 5 m extended vertical hose



Pressure drop over extended ceiling hose / m

**Recommended air flow**

Passenger cars	approx. 200–400 m <sup>3</sup> /h 55–110 l/s
Lorries	approx. 600–1000 m <sup>3</sup> /h 165–278 l/s

Systems are normally designed for stationary vehicles, but the air flow should be selected higher than the stated exhaust gas flow.

The system as a whole should be designed for a somewhat higher load than stated by minimum requirements.

The diagram refers to a system with extended hoses. Folded hoses reduce the flow by up to 20%

**Delivery**

Ceiling hose with ready-fitted trolleys. Adjustable fixings for easy installation. Nozzle to be purchased separately – see leaflet Exhaust Nozzle. Fans and fan controls are available in leaflets Fans and Control Units.